



Workload & Timeliness Performance Metrics

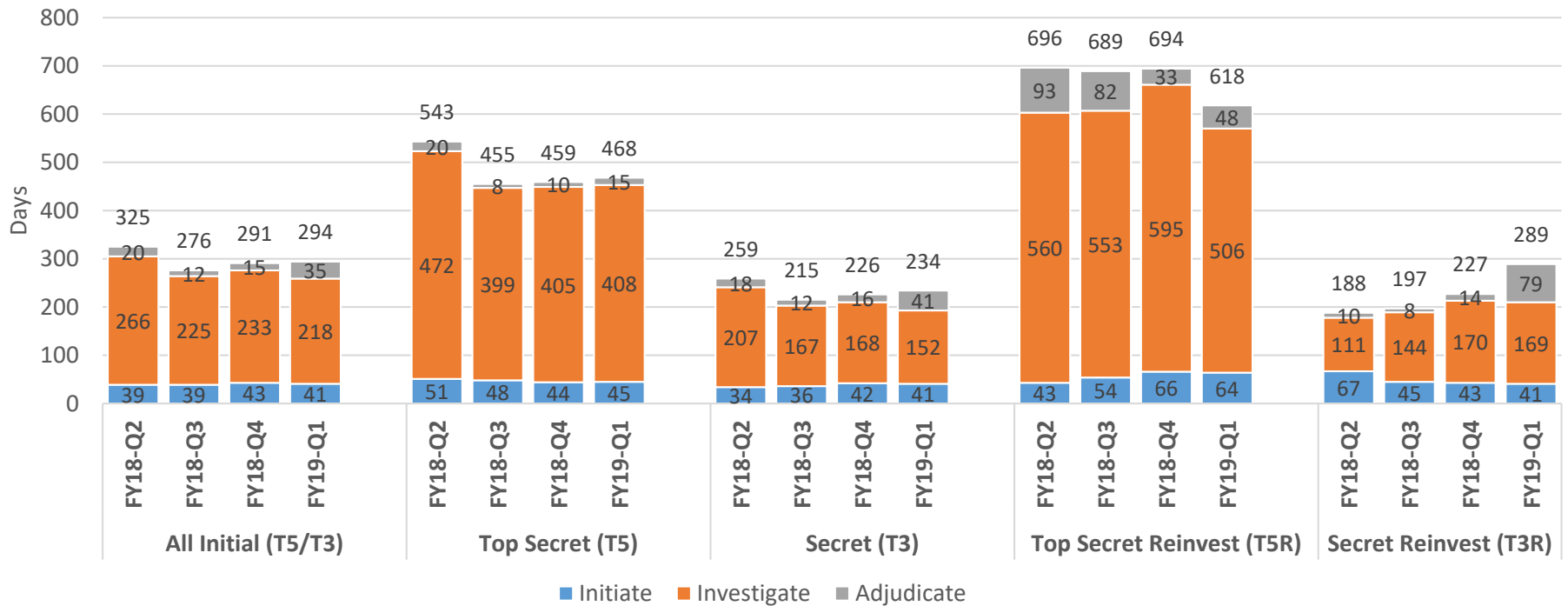
DoD-Industry

FEBRUARY 2019



QUARTERLY TIMELINESS PERFORMANCE METRICS FOR SUBMISSION, INVESTIGATION & ADJUDICATION* TIME

AVERAGE DAYS OF FASTEST 90% OF REPORTED CLEARANCE DECISIONS MADE

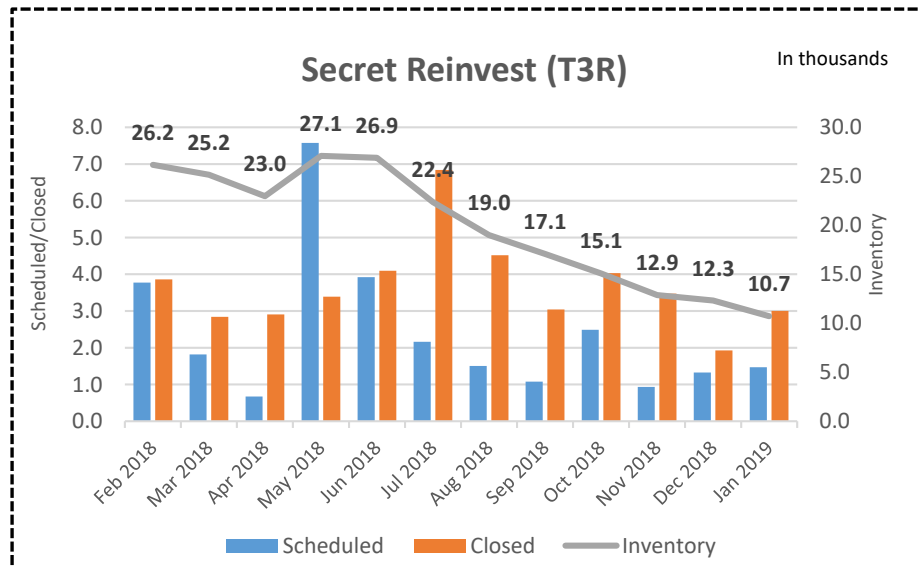
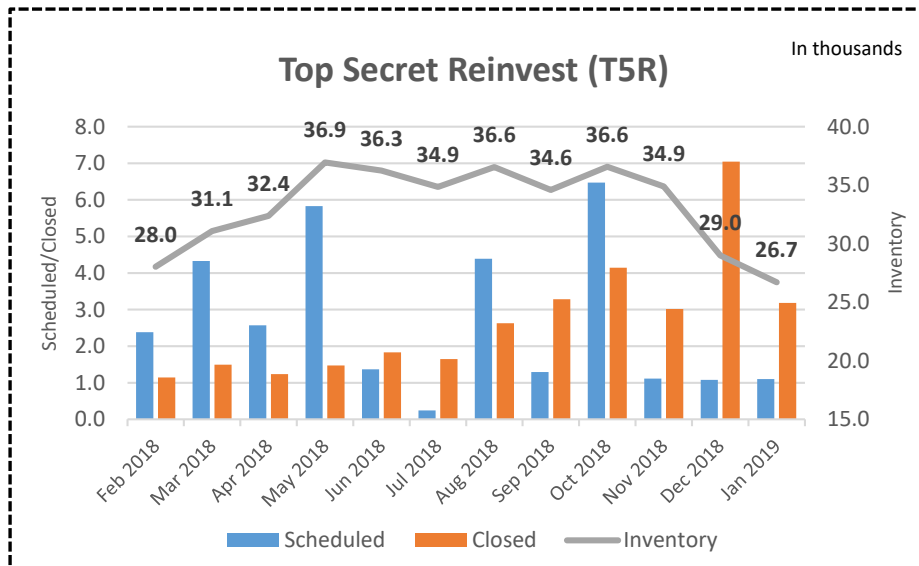
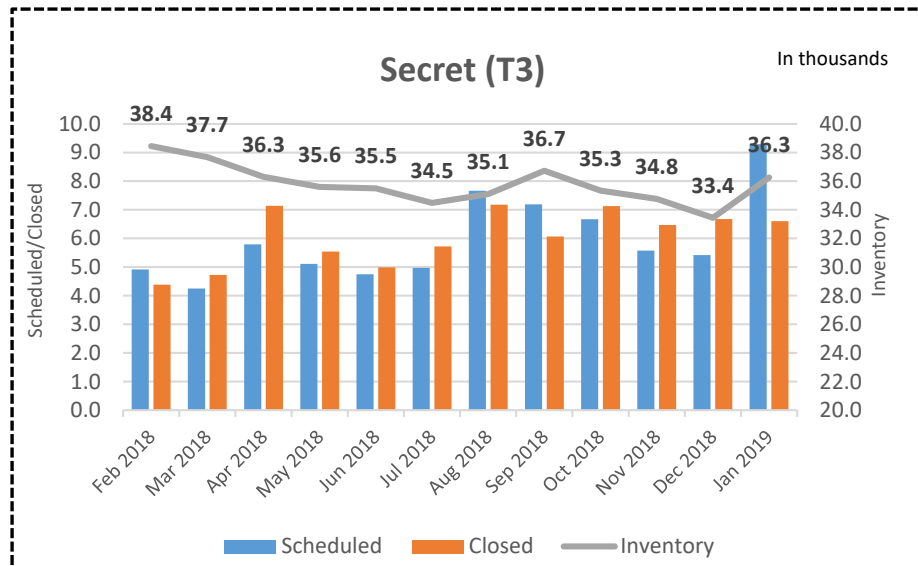
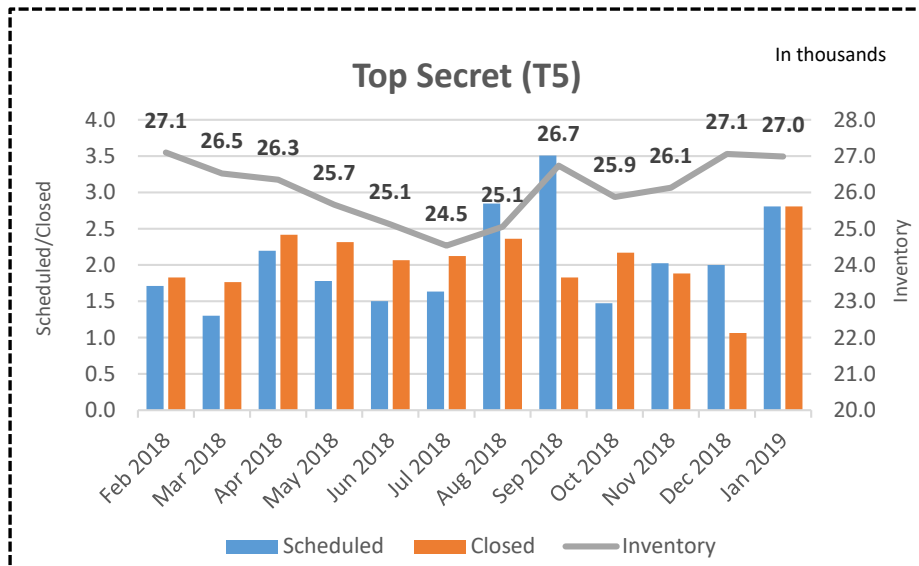


	All Initial	Top Secret	Secret/ Confidential	Top Secret Reinvestigations	Secret Reinvestigations
Adjudication actions taken – 2 nd Q FY18	17,685	4,511	13,174	3,264	10,689
Adjudication actions taken – 3 rd Q FY18	21,170	5,610	15,560	4,155	8,543
Adjudication actions taken – 4 th Q FY18	16,094	4,732	11,362	3,745	7,676
Adjudication actions taken – 1 st Q FY19	14,399	3,876	10,523	5,503	2,254

*The adjudication timeliness includes collateral adjudication by DoD CAF and SCI adjudication by other DoD adjudication facilities

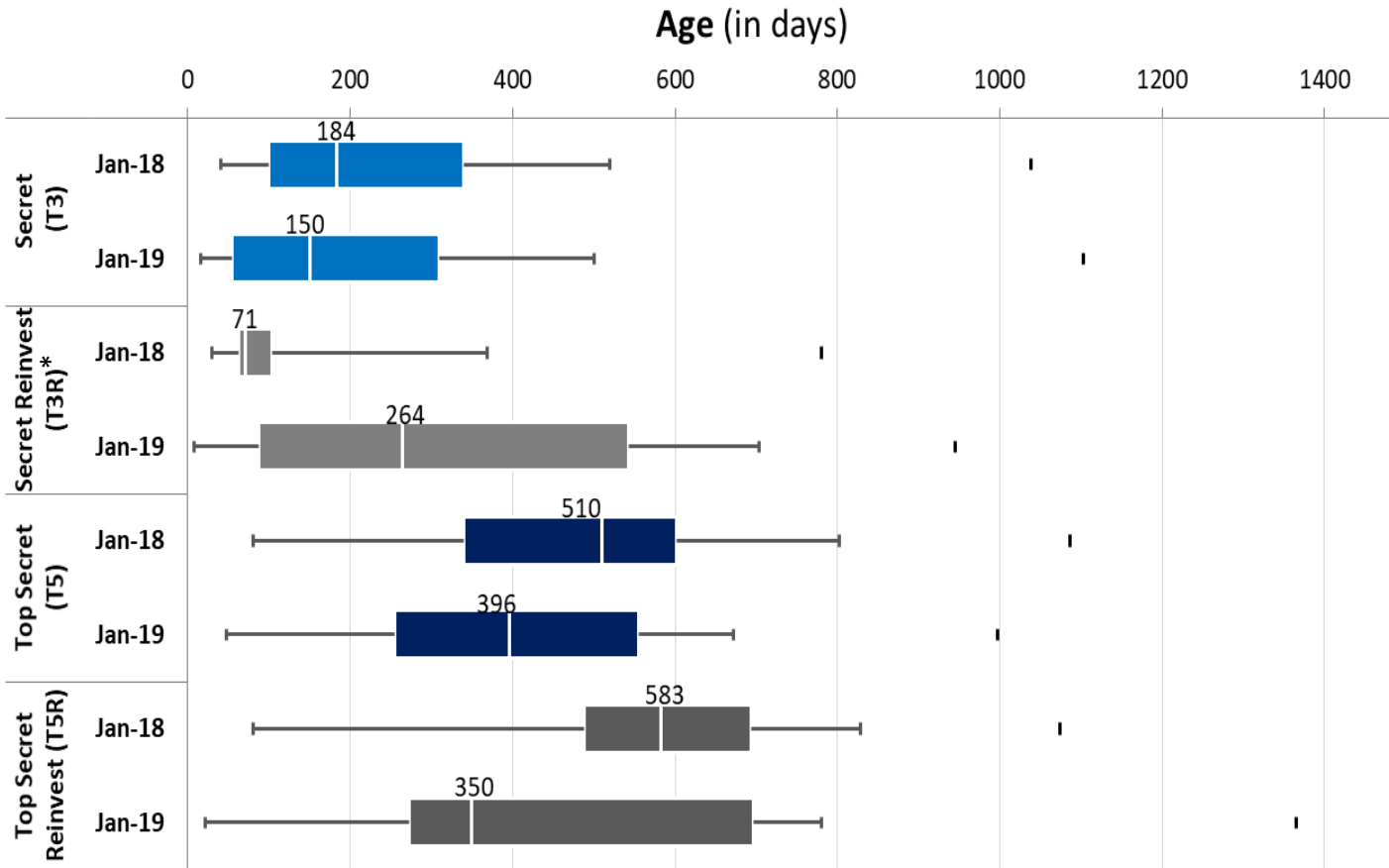


INDUSTRY'S MONTHLY WORKLOAD & INVENTORY



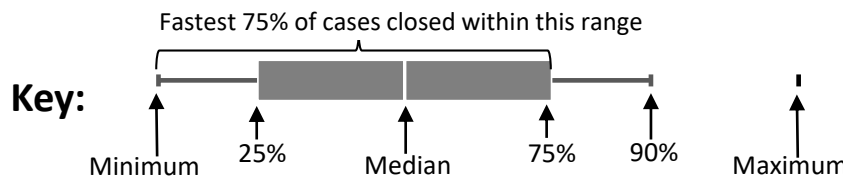


INDUSTRY'S TIMELINESS DISTRIBUTION BY CASE TYPE



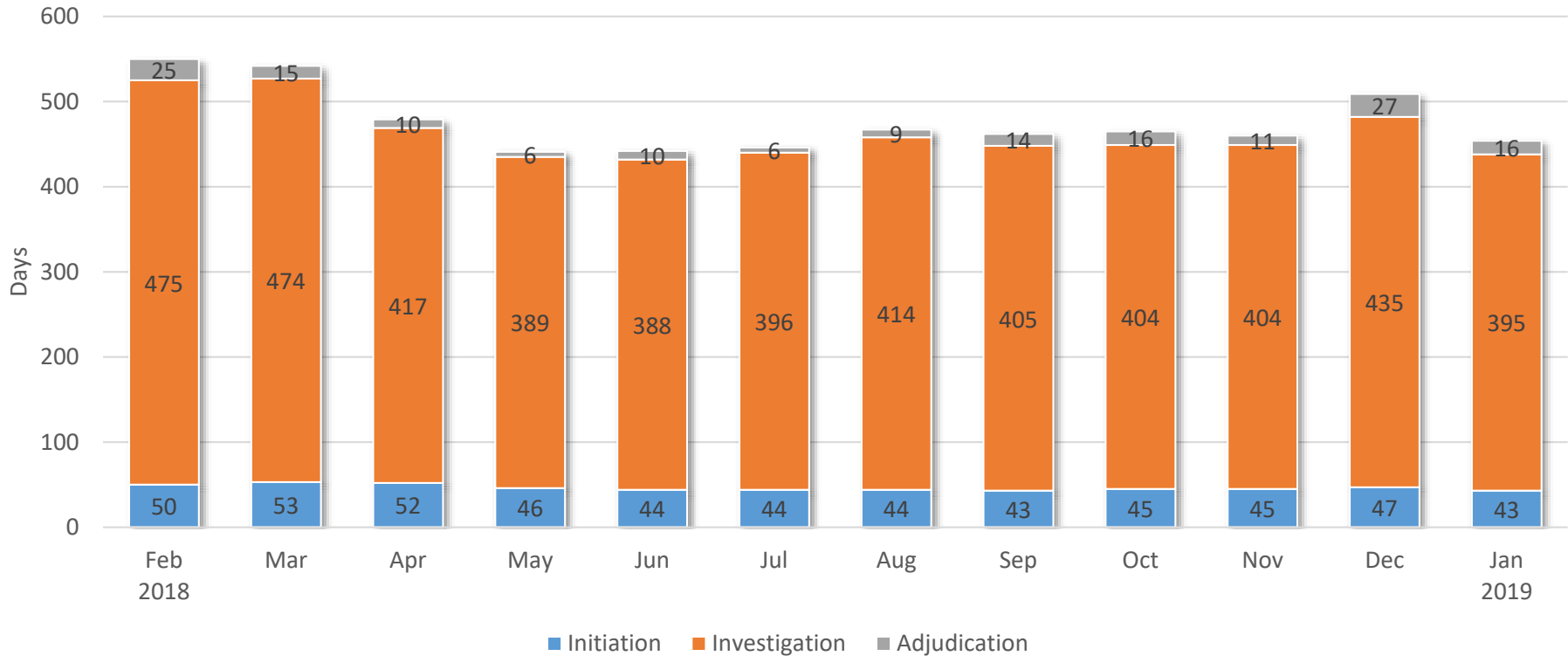
***Note:**

Over the past 6 months, NBIB has received a smaller proportion of less fieldwork intensive T3R cases from Industry when compared to the historical average. While the Industry T3R inventory is now at the lowest point in over 2 years, the timeliness of the most recent Industry T3R closings is primarily a result of a higher proportion of T3R cases which required fieldwork.





INDUSTRY'S AVERAGE TIMELINESS TRENDS FOR 90% INITIAL TOP SECRET SECURITY CLEARANCE DECISIONS



GOAL: Initiation – 14 days

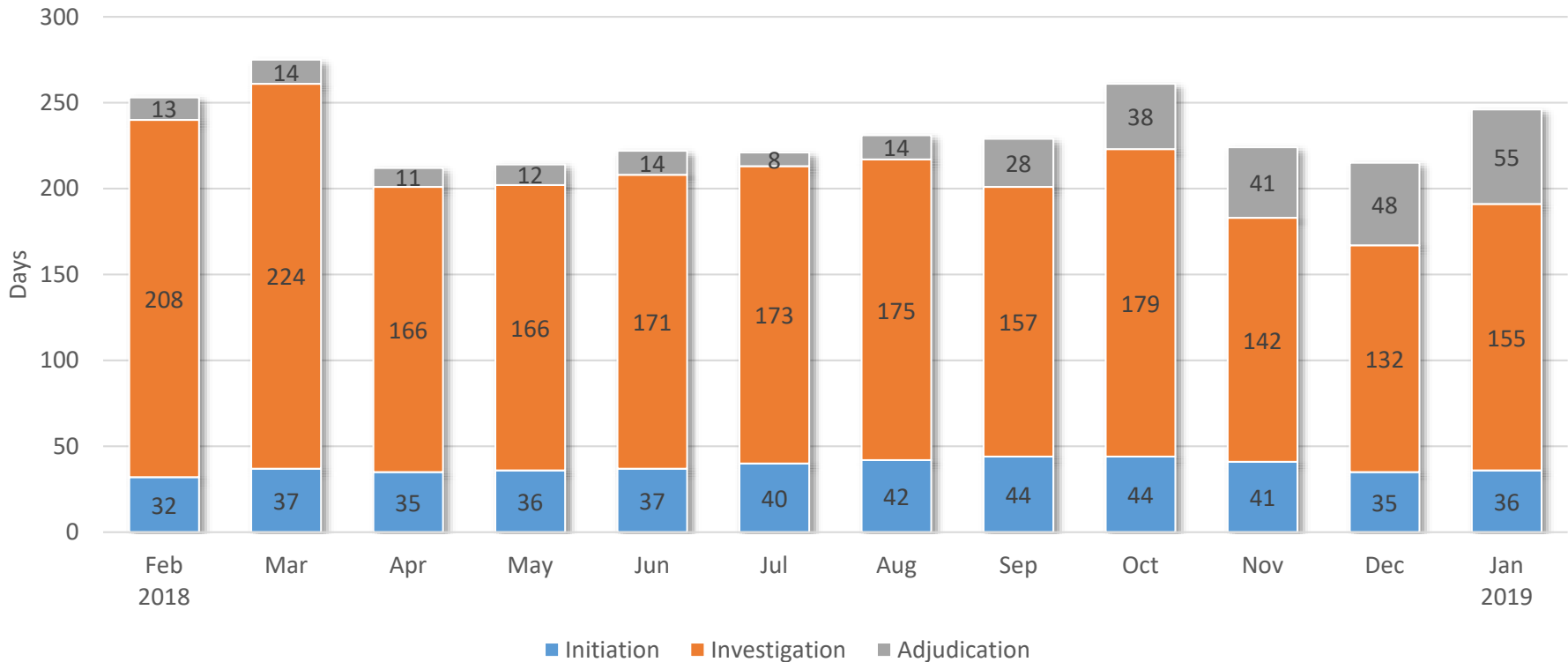
Investigation – 80 days

Adjudication – 20 days

	Feb 2018	Mar 2018	Apr 2018	May 2018	Jun 2018	Jul 2018	Aug 2018	Sep 2018	Oct 2018	Nov 2018	Dec 2018	Jan 2019
Total Adjudications Reported	1,339	2,234	2,054	1,741	1,817	1,510	1,496	1,726	1,714	1,732	432	2,315
End-to-End Timeliness (Fastest 90%)	549 days	541 days	478 days	442 days	441 days	444 days	467 days	462 days	465 days	460 days	509 days	454 days



INDUSTRY'S AVERAGE TIMELINESS TRENDS FOR 90% SECRET/CONFIDENTIAL SECURITY CLEARANCE DECISIONS



GOAL: Initiation – 14 days

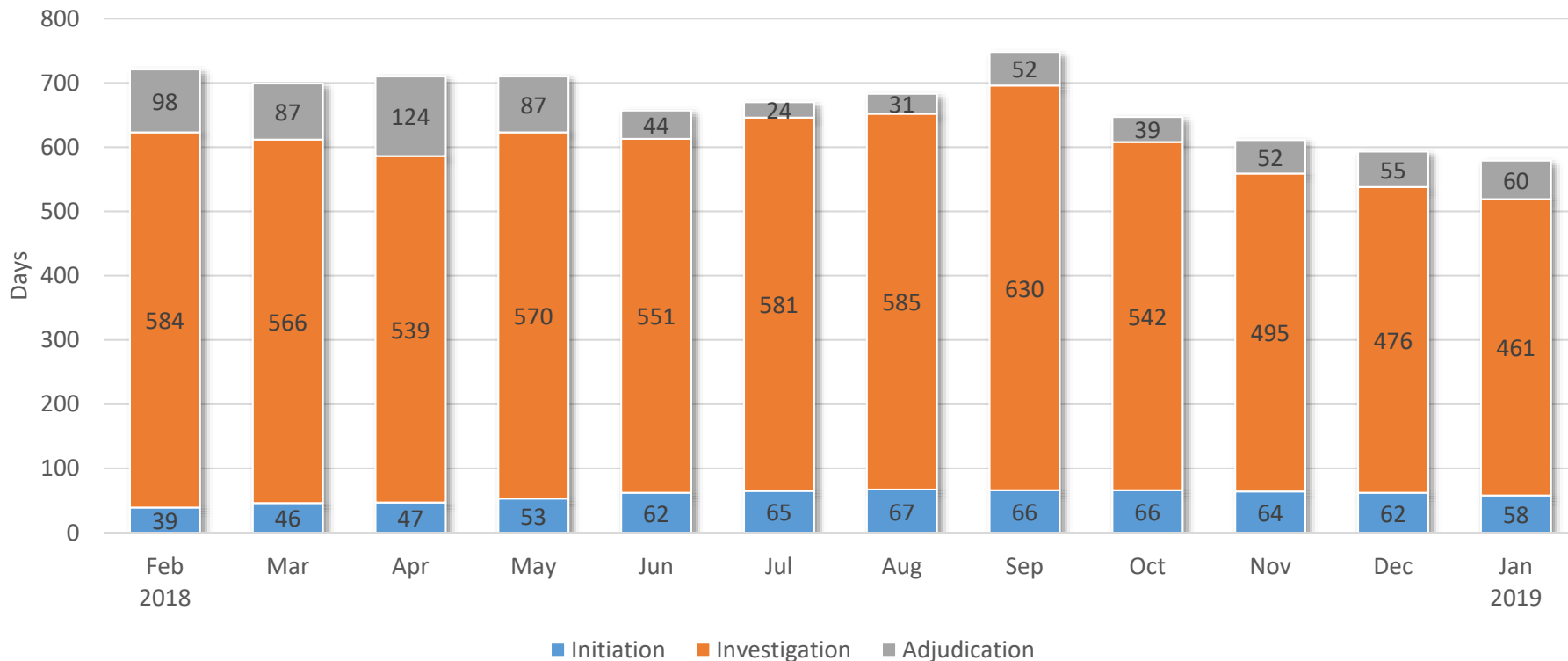
Investigation – 40 days

Adjudication – 20 days

	Feb 2018	Mar 2018	Apr 2018	May 2018	Jun 2018	Jul 2018	Aug 2018	Sep 2018	Oct 2018	Nov 2018	Dec 2018	Jan 2019
Total Adjudications Reported	4,360	4,258	5,931	5,291	4,343	4,185	3,996	3,186	3,439	5,085	2,002	5,114
End-to-End Timeliness (Fastest 90%)	254 days	275 days	211 days	214 days	222 days	217 days	230 days	229 days	260 days	223 days	215 days	246 days



INDUSTRY'S AVERAGE TIMELINESS TRENDS FOR 90% TOP SECRET REINVESTIGATION SECURITY CLEARANCE DECISIONS



GOAL: Initiation – 14 days

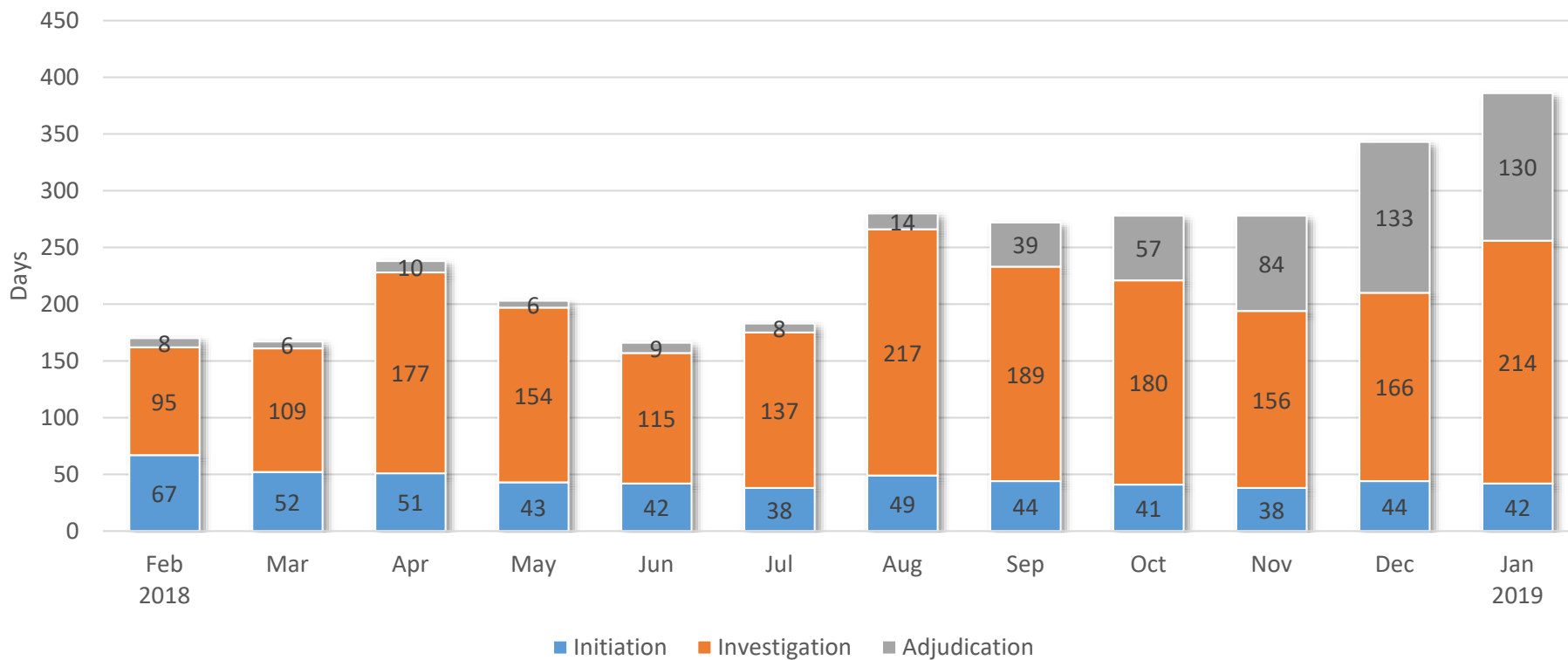
Investigation – 150 days

Adjudication – 30 days

	Feb 2018	Mar 2018	Apr 2018	May 2018	Jun 2018	Jul 2018	Aug 2018	Sep 2018	Oct 2018	Nov 2018	Dec 2018	Jan 2019
Total Adjudications Reported	950	1,221	1,204	1,439	1,514	1,277	1,537	936	1,919	2,167	1,418	2,727
End-to-End Timeliness (Fastest 90%)	721 days	699 days	711 days	710 days	657 days	669 days	683 days	748 days	647 days	611 days	593 days	578 days



INDUSTRY'S AVERAGE TIMELINESS TRENDS FOR 90% SECRET REINVESTIGATION SECURITY CLEARANCE DECISIONS (T3R)



	Feb 2018	Mar 2018	Apr 2018	May 2018	Jun 2018	Jul 2018	Aug 2018	Sep 2018	Oct 2018	Nov 2018	Dec 2018	Jan 2019
Total Adjudications Reported	4,205	3,477	2,028	3,280	3,235	4,009	2,784	883	1,145	719	391	1,418
End-to-End Timeliness (Fastest 90%)	171 days	168 days	239 days	204 days	166 days	183 days	280 days	272 days	278 days	279 days	343 days	386 days